

MOHAN MEAKIN LTD.

Research Report

OVERVIEW

Established in Kasauli and roots in North & Lucknow

Listed in
Calcutta Stock
Exchange

Also, into business of
Break-fast food, Fruit
Products & juices, Mineral
Water, Vinegar



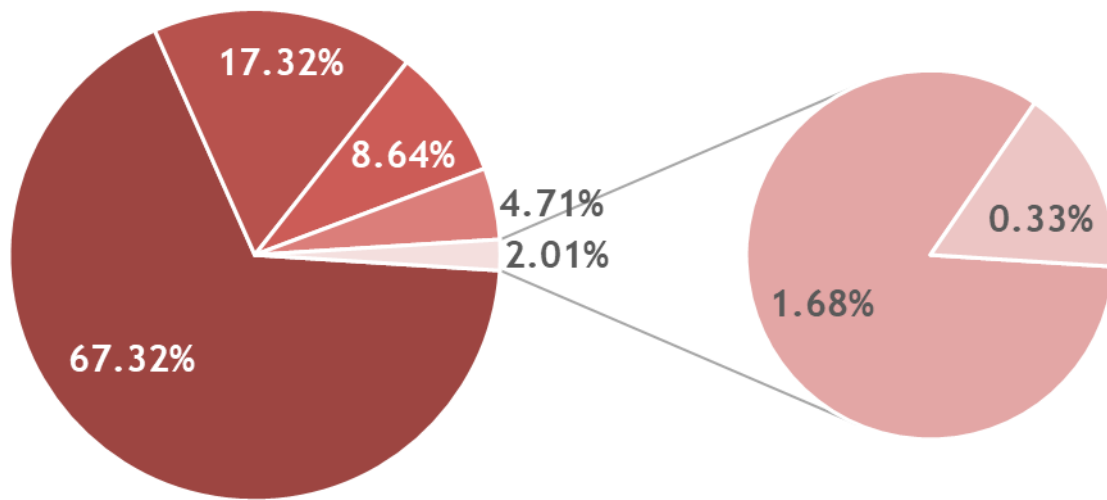
Core business of Alcoholic
products like Whiskies,
Rums, Beer, Brandies and
famous for Old Monk Rum
& Brandy Dr. Reserve No. 1.

Have Manufacturing plants
like Brewery, Distillery,
Malt houses, Glass bottle,
Mohan Engineering works

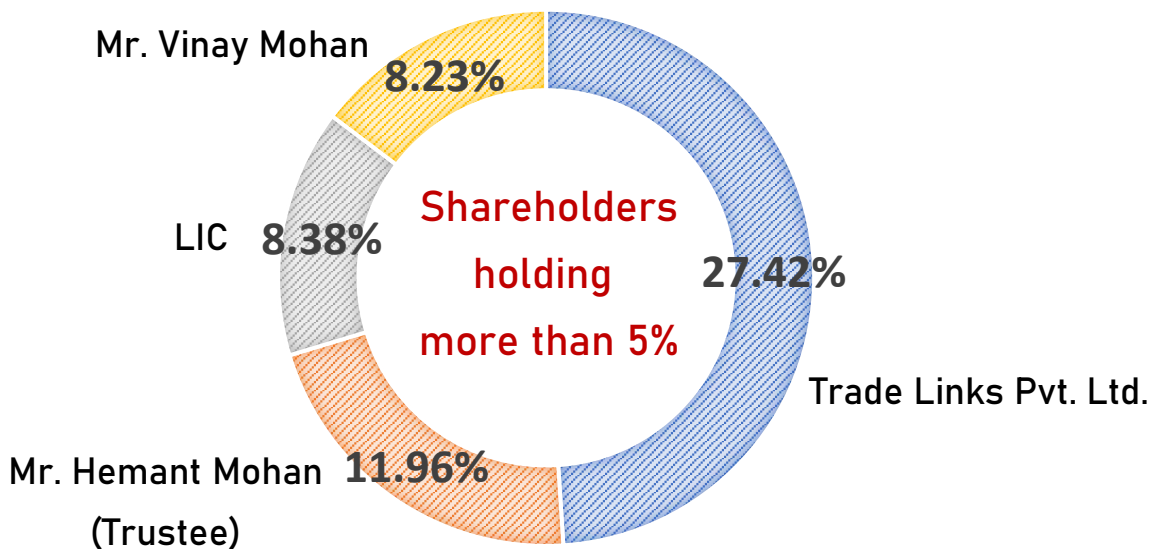
Company also Exports it Alcoholic Products primarily to USA

SHAREHOLDING PATTERN

Equity Shareholders	No. of Shares
Promoters holding	57,27,973
General Public	14,72,815
Banks, Financial Institutions & Insurance Companies	7,35,288
NRI/OCBs/HUF	4,00,755
Private Corporate Bodies	1,43,151
Govts., Mutual Funds & UTI	28,497
TOTAL	85,08,479



- Promoters
- General Public
- Banks, Financial Institutions, etc
- NRI/HUF
- Private Corporate Bodies
- Govt., MF & UTI

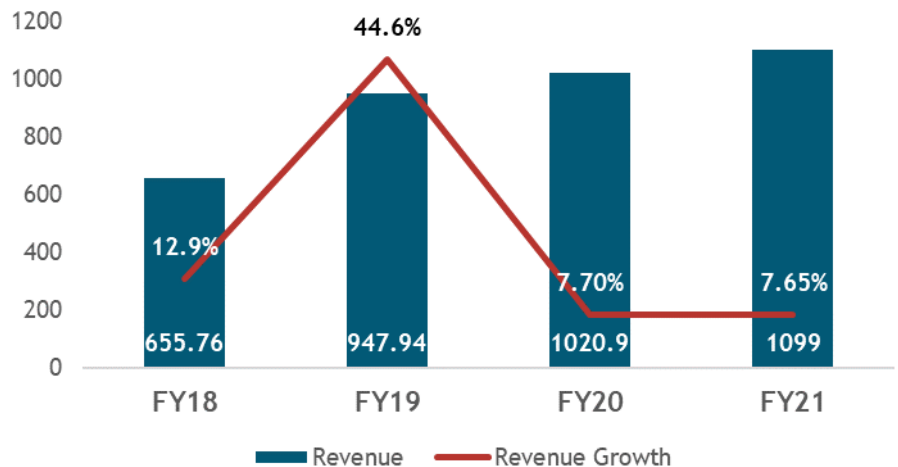
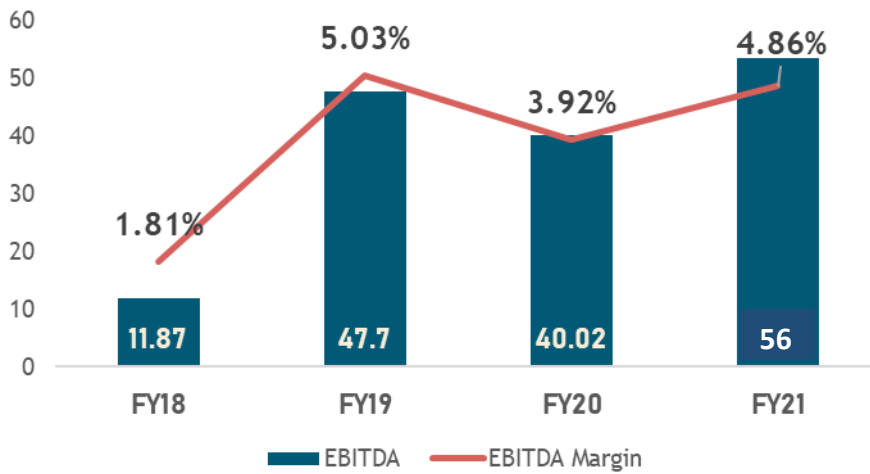
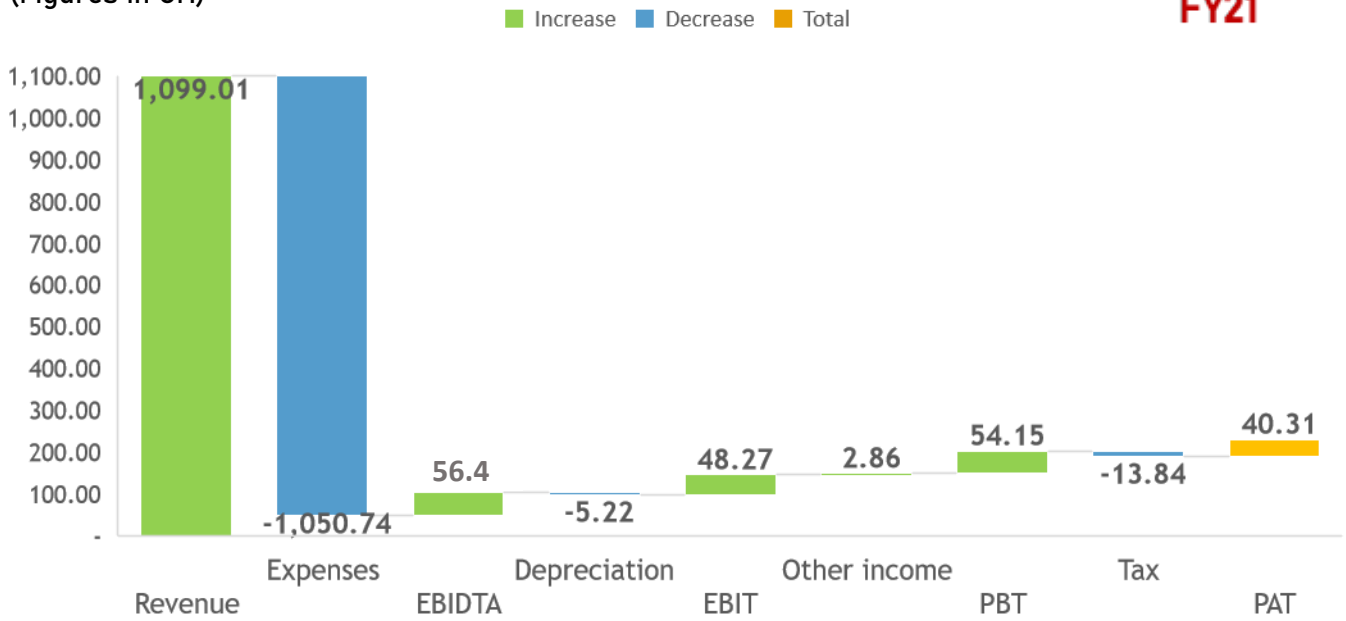


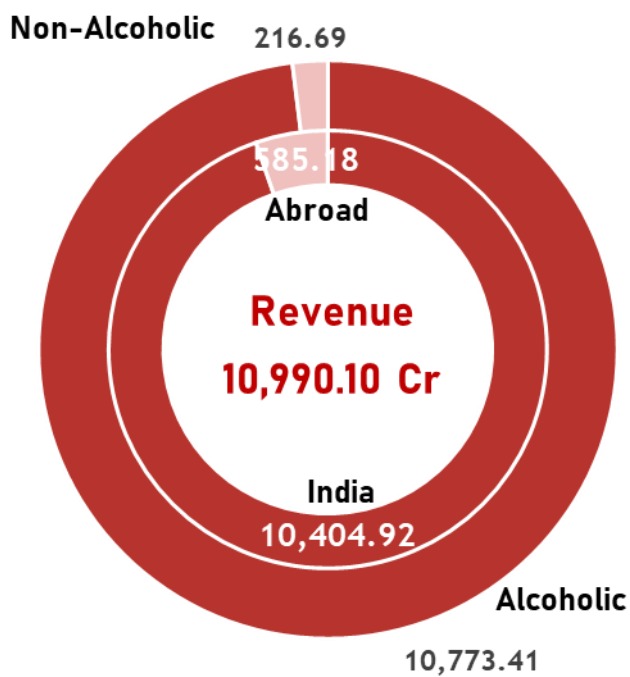
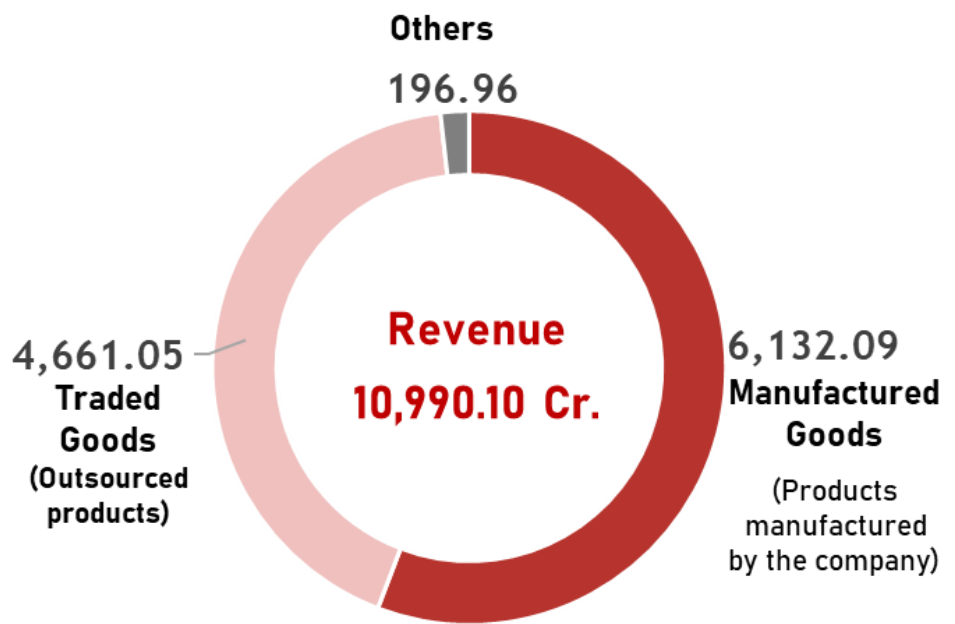
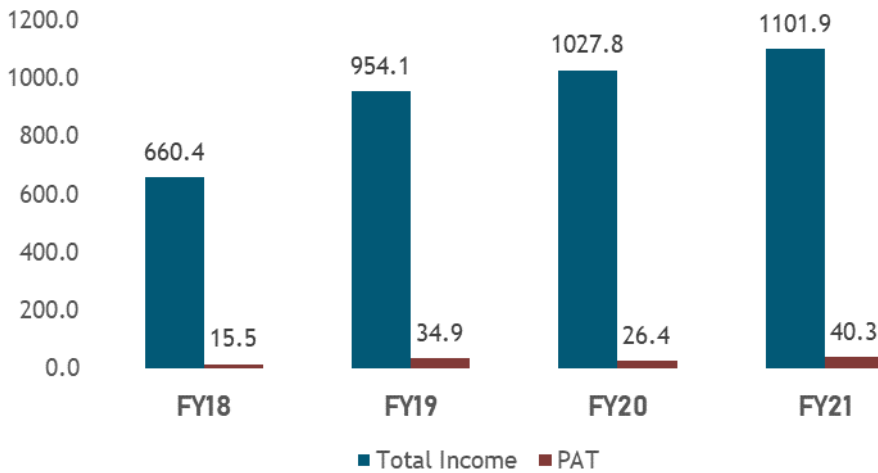
FINANCIAL ANALYSIS

FINANCIAL

(Figures in Cr.)

FY21





VALUATION

<i>Year to March</i>	<i>FY21</i>
<i>P/E</i>	29.55
<i>EPS</i>	47.38
<i>Y-o-Y growth (%)</i>	7.6
<i>Debt/Equity</i>	0.83
<i>Debt/EBIDTA</i>	2.46
<i>Book Value</i>	15,839.13
<i>Book Value per share</i>	0.0018

RATIO

<i>Year to March</i>	<i>FY21</i>
<i>RoAE (%)</i>	797.85
<i>RoACE (%)</i>	34.95
<i>Current Ratio</i>	1.76
<i>Debt/Equity</i>	0.83
<i>Debt/EBIDTA</i>	2.46

CASH FLOW

(Figures in Cr.)


<i>Operating Activities</i>	<i>FY21</i>
<i>Net profit</i>	54.14
<i>Add: Depreciation</i>	5.22
<i>Add: Finance cost</i>	2.18
<i>Others</i>	(28.92)
<i>Gross Cash Flow</i>	58.66
<i>Less: WC changes</i>	(16.16)
<i>Operating Cash flow</i>	42.50
<i>Income tax paid</i>	(12.80)
<i>Net Operating Cash Flow</i>	29.69

<i>Investing Activities</i>	<i>FY21</i>	<i>Financing Activities</i>	<i>FY21</i>
<i>Purchase of Property, etc</i>	<i>(10.73)</i>	<i>Repayment of current borrowing</i>	<i>(7.50)</i>
<i>Proceeds from property sale</i>	<i>3.77</i>	<i>Repayment of long-term borrowing</i>	<i>(0.13)</i>
<i>Bank Deposits</i>	<i>(2.15)</i>	<i>Finance Cost Paid</i>	<i>(1.55)</i>
<i>Others</i>	<i>0.47</i>	<i>Net Financing Cash Flow</i>	<i>(9.19)</i>
<i>Net Investing Cash Flow</i>	<i>(8.64)</i>		

<i>Cash & Cash Equivalent at the beginning of the year</i>	<i>14.21</i>
<i>Net Cash & Cash Equivalents</i>	<i>11.86</i>
<i>Cash & Cash Equivalent at the end of the year</i>	<i>26.07</i>



 +91 83198 69295

 74/II, "C" Cross Road,
Opp Gate No 2, MIDC
400 093, Seepz,
Andheri East, Mumbai,
Maharashtra 400069